



FREE WHEELING

November 2023




Photo: Blue Rag
Range Track

Official Newsletter of the
Victorian Four Wheel Drive Club
Inc Registration No: A0002184F



VFWDC Off site November Meeting Details & Venue

The club meeting in November will be off-site at Camping Adventures OZ on the 15th of November 2023 (the 3rd Wednesday of the month).

Please arrive at 6 pm for dinner. (Please bring a camp chair.)

RSVP is required by the 5th of November to Daisy or Neville (This is needed for catering) as pizza and soft drinks will be provided.

The store will have a few representatives on-site to inform us about their products:

Zoleo: Global Satellite Communicator

MSA: 4x4 Accessories

And perhaps some others...

What they do: Camping Adventure Oz is a supplier of off-road campers and camping gear. They also service all makes and models of campers.

On offer: They will provide a 15% discount on floor stock and a 10% discount on products, excluding freight on parts to be ordered in. This discount will not apply to Camp King.

Camping Adventures OZ Address

26 Palladium Circuit Clyde North
3978



This month's meeting will not be held at club noble. Please read above information for details for the off site November meeting on Wednesday 15th November.

Club Committee

2023 - 2024

President	Neville Van Leeuwen	president@vfwdc.com
Vice President	Steve Miller	vicepres@vfwdc.com
Secretary	Daisy Quinn	secretary@vfwdc.com
Treasurer	Ly Ho	treasurer@vfwdc.com

General Committee

Trip Coordinator	Bruce Dunlop	trips@vfwdc.com
Magazine Editor	Luke David	editor@vfwdc.com
Association Delegate	Matt Marino	delegate@vfwdc.com

Support Positions to Committee

Web Manager	Ben Whitworth	web@vfwdc.com
Training Officer	Phil Griffith	
Merchandise	Daisy Quinn	merchandise@vfwdc.com

Club Details

Registered Name	Victorian Four Wheel Drive Club
Registration Number	A002184F
Correspondence Address	PO Box 778, Dandenong, VIC 3174
Email	secretary@vfwdc.com
Website	www.vfwdc.com

The Victorian Four Wheel Club is an affiliated club of [Four Wheel Drive Victoria](#)

President's Report

Hi All,

As we approach the end of the year the calendar is filling up fast.

I am looking forward to a busy month, November starts off with at least one trip planned for Cup Weekend.

We then have our annual offsite meeting on the 15th . This year we are at Camping Adventures OZ in Clyde this will be followed the next weekend with our Christmas do. Ian & Audrey have kindly allowed us to come to their place. We will be providing a Spit dinner (Thanks Ly for offering to cook). I hope to see everyone at both of these events.

Please make sure you have RSVP to the above events so we can cater correctly.

With the weather clearing up now, we are expecting that most tracks will be opened up at the beginning of November. We can look forward to the trip calendar filling up over the end of the year. If you have places you would love to go or want any help running a trip, please reach out to a committee member and we would love to help you.

Next year is a big year for the club with our 50th coming up. This is a massive achievement for our club.

We are planning on making this a very special year, and we will bring you more details soon on what we have planned.

Please remember there is no meeting at Club Noble in November!

See you all soon.

Neville Van Leeuwen
VFWDC President

Club Calendar

November

Friday 3rd	Melbourne Cup Wonnangatta Wanderings	Organised by Sally and Tristan (See Upcoming Trips)
Wednesday 15th	Off site Club Meeting	6.00pm at Camping Adventures OZ
Friday 17th	Club Christmas Trip	Organised by Daisy (See Upcoming Trips)
Wednesday 22nd	Committee Meeting (Virtual)	8.00pm

December

Wednesday 6th	Club Meeting	TBC
Wednesday 20th	Committee Meeting (Virtual)	8.00pm

Other Dates

8th June 2024	Bruce's Big Trip	Organised by Bruce D (see Upcoming Trips)
---------------	------------------	---

Meeting Minutes



General Meeting Minutes

Date: 05.10.2023

Time: 8.07 pm

Next Meeting: Wed 15th November 2023

Location: Club

Open Meeting	<ul style="list-style-type: none"> Welcome – Apologies: Sally, Tristan, Jason, Luke, Ben & Megan, Matt, Ann & Allan, Bruce D, Bruce C, Gary Smith 	Neville
Minutes from previous month	<ul style="list-style-type: none"> Minutes from Last Meeting Matters arising for previous minutes? Nil Accept: Stuart Second: Anne 	Neville
Guests	<ul style="list-style-type: none"> Guests – nil 	Neville
Correspondence	<ul style="list-style-type: none"> Correspondence in <ul style="list-style-type: none"> - Nil Correspondence out <ul style="list-style-type: none"> - Nil 	Neville
Treasurer Report	<ul style="list-style-type: none"> Monthly Treasurers Report for June. Accept: Dave B Second: Joe 	Ly
Association News	<ul style="list-style-type: none"> 4wd VIC increased rates, discussing training sites & Toolangi. 	Ly
Upcoming Trips	<ul style="list-style-type: none"> Sally & Tristan – Cup Day weekend at Wonangatta Bruce D – big trip planned for next year, details are out, possible joining for section, contact Bruce if interested. Ken Kilby – day trip around Gembrook, Kirth Kiln and a picnic stop for lunch. Is anyone inspired to do a weekend huts trip? Dennis keeps promising he'll run a trip! we need to hit him up for one. 	All
Trip Reports	<ul style="list-style-type: none"> Bruce – Met at Jamo pup, Bruce at Lukes dinner, so requested he order something different next time! Bruces mate brought his Mitsubishi L300 . There was snow, and they stopped at the top – it was cold wet and miserable. Went back to camp, sat around telling war stories. Neville – went up Mt Terrible Friday night around big river and Patonga campground. No one else around. There was a large fire pit with wood already for them. Friday night sat up till 1 am, got up the next morning to find Matt had driven home as he wasn't feeling well. Annual huts open day at Mansfield coming up. David B's trip David and Carolyn's son grew up in the club and is 18 this year. They stopped at the Overlander Train and all the oldies were onboard. Ended up in Berry for the first night. Carolyn did Monash playground 40yrs ago so revisited, then up through Wilpena pound – living with Hats one with their nets for 3 weeks! Flies and mozzies were everywhere. Up to Oodnadatta track, toward springs and into the natural spring Andre set the timer for 10 mins to stop David, and the alarm went off. They stopped at the pink roadhouse, got sticks number plates and keep cups! Erludna and froze in the pool then over to Ayers Rock Was flat to walk around and took 3 and a bit hour – approx. 9 kms around – take water and sunscreen. Also did a Night camel tour then champagne and hors d'oeuvres. Kings Canyon, the Olgas – bigger and taller than Ayers rock The dingoes are an absolute menace. The car started playing up so had to get that fixed. Stopped in Coober pedy and did a mine tour (Carolyn stayed in the car) Woomera, Orroroo, Magnetic Hill, Hatter, Little desert, Bendigo 	All

Meeting Minutes Continued

Merchandise	<ul style="list-style-type: none"> • Nil 	
Magazine	<ul style="list-style-type: none"> • No updates 	
General Business	<ul style="list-style-type: none"> • Christmas party suggestions Kirth Kilne, Sheep Yard Flats, Stringybark, St Annes Bendigo, Firth Park, Tynong Big river, Frenchmans Creek, Gembrook Scout Camp. Majority won the vote for Tynong 51 Nar Nar Goon – Longwarry rd Tynong – Cnr Kerrs Land – 2nd driveway • Raffle prizes – Stuart It's always difficult to find prizes – in another club he's in they give out Coles vouchers – maybe run it by the commit and give 1 prize only instead of multiple – maybe bunnings, Coles, visa • Next Months meeting is 15 November – offsite at Camping Adventures in Clyde North They will have sales reps from Zolo (sat comms) MSA 4x4 accessories. Offering discounts on the night of 15% on floor stock and 10% off orders Pizza will be available at 6pm Bring your own camp chair. 	All
Meeting Close	<ul style="list-style-type: none"> • Raffle – Bottle of wine, Ranger seat covers, stubby holder with stickers. • Meeting close 9.26pm 	Andre

Bringing Four Wheel Drivers Together



Victorian Four Wheel Drive Club Inc
www.vfwdc.com



Treasurer's Report September 2023

<u>Cheque A/C</u> Opening Balance as at 01/09/2023	\$9,552.16
Add: Membership Fees	\$95.00
Raffle	\$72.00
Closing Balance as at 30/09/2023	\$9,719.16
<u>Term Deposit</u> Opening Balance as at 01/09/2023	\$6,923.22
Closing Balance as at 30/09/2023	\$6,923.22
<u>Petty Cash</u> Opening Balance as at 01/09/2023	\$38.30
Closing Balance as at 30/09/2023	\$38.30
Consolidated Closing Cash Position	<u>\$16,680.68</u>

This month's meeting

Our next meeting is Wednesday 15th November at Camping Adventures OZ. At this meeting we welcome all our members but ask to RSVP for catering. Please have a read of the magazine to view changes and upcoming trips. Also, in the magazine check out a member's rig run down to give some ideas for new and current members. Let's get ready for some new four drive trips in near future.

Membership Fee Changes

Temporary Membership fees have increased to \$25, and these memberships will no longer be offered for snow trips. You will need to become a full member of the club to attend snow trips. General membership fees have increased to \$85 for a single and \$95 for families. Silver membership fees have increased to \$55.

Club's 50th Birthday

Just in case you weren't aware, next year is the club's 50th birthday. A working group has been formed to organise an amazing event(s) and are starting to look into options and ideas. So anyone who has any amazing ideas, please get in contact with any committee members. We are looking to make it an incredible event so all ideas, no matter how crazy are welcomed.

All and any contributions welcome

You know the score - I need trip reports, photos and any content to make the magazine an interesting read. Don't be shy, send the editor something!!

Please visit our website at VFWDC.com to view all our current membership forms and club policies.

For all new and renewal of memberships, please complete [the online form here](#)

If you are looking for a Temporary Membership, please complete the online form, [which can be found here](#).

If you have any queries please do not hesitate to contact us via the Club Secretary on secretary@vfwdc.com

Payments:

Payment can be made via Bank Transfer. The details are as follows:

Account	Victorian Four Wheel Drive Club
Name: BSB:	Inc 633108
Account No:	111761979

Please ensure your transfer includes your name as provided on the membership application and renewal form in the reference.





Once you have made your payment/transfer, please send your completed membership application and renewal form to treasurer@vfwdc.com or you can present it to the Treasurer at any general meeting.

Thank you for choosing the Victorian Four Wheel Drive Club

If you are interested in joining [Club Noble](#) where we hold our monthly meetings, their application form can be found [here](#).

Track Classifications

Four Wheel Drive Victoria have a track grading classification scale which has been developed to assist in advising Trip Leaders and participants on 4WD trips of the type of tracks that they can expect to encounter. On most trips participants can expect that a variety of tracks will be traversed each with an appropriate rating. Trip Leaders should advise participants of the range of track ratings expected to be encountered on the planned route. The following classifications will assist in determining an overall Trip Rating:

Considerations	Easy	Medium	Difficult	Very Difficult
Overall Description	All Wheel Drive and High Range 4WD. Novice Drivers	Mainly High range 4WD but Low range required. Some 4WD experience recommended.	Significant Low range 4WD with standard 4WD ground clearance. Should have 4WD driver training.	Low range 4WD with High ground clearance. Experienced Drivers
Advisory Sign				
Expected terrain and track conditions	Mostly unsealed roads with no obstacles and minor gradients.	Tracks with some steep and/or rocky/slippery/sandy sections. May have shallow water crossings.	Tracks with frequent steep and/or rocky/slippery/sandy sections. Possible water crossings.	Tracks with frequent very steep and/or rocky/slippery/sandy sections. May have difficult river crossings.
Vehicle suitability	All wheel Drive and High Range 4WD. Can be low clearance with single range and road tyres.	Suitable for medium clearance vehicles with dual range and all terrain or road tyres.	Suitable for medium to high clearance vehicles with dual range and all terrain tyres.	Suitable for high clearance vehicles with dual range and tyres suitable for the terrain. (Mud Terrain tyres).
Recovery equipment			Recovery equipment required.	Winch / Recovery equipment required.
Driver Training / Experience	Suitable for novice drivers.	Recommended that drivers have experience or 4WD training. Recommended to be done in groups of vehicles.	Recommended for drivers with reasonable experience or 4WD training. To be done in groups of vehicles.	Drivers with extensive experience and advanced training should only attempt as there are several technical challenges. Recommended to be done in groups of four or more vehicles.
Weather	May be difficult in wet conditions.	Will be more difficult in wet conditions.	Will be more difficult in wet conditions.	Will be more difficult in wet conditions.

Upcoming Trips

Destination	Club Christmas Trip
Leader & Contact Details	Daisy Quinn MOB: 0447 557 100
Date	17-19th November 2023
Meeting Details	From 12pm 51 Nar Nar Goon - Longwarry Rd Tynong, cnr Kerr's Lane 2nd driveway
Grade	Wet: Easy Hard Dry: Easy
Trip Activity Details	Arrive from 12pm Dinner provided – served around 6pm
Vehicle Limits	MINIMUM: N/A MAXIMUM: N/A
Approx km's meeting place to destination	
Last available fuel	PETROL: DIESEL:
Distance between supplies	
Equipment required	Camp chair, camping gear if staying overnight
Maps required	
Radio Channel CB/UHF	UHF Ch 13

Upcoming Trips

Destination	Melbourne Cup Wonnangatta Wanderings
Leader & Contact Details	Sally and Tristan Sally 0435 782 207 & Tristan 0468 958 444
Date	Friday 3rd November – Tuesday 7th November
Meeting Details	Friday 3rd – 8am BP Pakenham Bypass
Grade	Wet: Hard Dry: Medium
Trip Activity Details	<p>Friday head into Bryce's Gorge to camp and do small hike to check out some waterfalls.</p> <p>Saturday head into Wonnangatta Valley via Zeka Spur Track and set up camp.</p> <p>Sunday – Lazy Day in the valley checking out the sites.</p> <p>Monday – Leave the valley via Herne Spur and Cynthia Range track, camp at Eaglevale or surrounds.</p> <p>Tuesday – head home</p>
Vehicle Limits	MINIMUM: 3 MAXIMUM: 8
Approx km's meeting place to destination	250km
Last available fuel	PETROL: Licola DIESEL: Licola
Distance between supplies	300km
Equipment required	Self Sufficient Camping Gear, food and water for 5 days 4WD Recovery Gear
Maps required	Rooftops – Dargo – Wonnangatta Adventure Map Hema – High Country VIC SW
Radio Channel CB/UHF	UHF Channel 13

Gembrook- Kurth Kiln State Park Trip - Ken

Attendees

Ken, Lucy & Archie– Trip Leader- Mitsubishi Triton

Andy & Suzy- Mitsubishi Challenger

Joe & Jo- LandCruiser

Alec, Evelyn & Alistair- Mitsubishi Triton

Neville - Mitsubishi Triton

This trip was all about showing some of the history and natural features of the forest area east of Gembrook. With the exception of Kurth Kiln, I don't believe these features are very well known and a day trip exploring the area is a great way to experience some of Melbourne's hidden secrets.

Gembrook

At the appointed time of 10:00 am we all met up at J.A.C Russell Park next to the Puffing Billy Railway Station. Before heading off at 10:30 we had a look around the Station and surrounds. The Station was rebuilt in 1998 when the original line from Belgrave was finally rebuilt. Unfortunately, it was too early to see Puffing Billy. We then headed off for our next stop at Kurth Kiln.





Kurth Kiln.

Arriving at Kurth Kiln after a short drive of 7.5 km we had a walk around the remains of the Kiln and surrounding buildings.

The Kiln was named after its inventor Professor E. Kurth and was built during World War 2 to produce charcoal which in turn was used to produce gas, an alternative fuel source to power automobiles during the war because of the shortage of petrol and is the only one of its type in Australia.



Shiprock Falls.

A short drive around the Scout Loop Track to scope out the camping areas before heading off to Shiprock Falls which get their name from the large Monolithic rock near to the falls and is only 4.5 km from Kurth Kiln. A short walk past the Shiprock takes you to the Falls viewing platform. The base of the falls has lots of large boulders which have become dislodged and rolled down over millennia to their current resting place. With the recent rains, the falls were flowing quite hard. The Shiprock presented itself as an ideal backdrop for a group photo.



Trip Report



Beenak Cemetery.



The Cemetery lies on Beenak Road about 3km east of Launching Place Road and is situated in what should have been the Town of Beenak. According to a report from October 1899, the site was surveyed for a town but it was never built. It had a Post Office from 1878 until 1951 with the community mailbox attached to a tree.

A series of panels on the wall of the shelter explains the history of the area along with the original survey maps and selections. Included are eyewitness accounts of the 1939 Bushfires which came close to wiping out local properties along with a newspaper story of the triple murder and suicide in the town in 1951. The cemetery is still used today.

Beenak Post Office Box




Seven Acre Rock.

After leaving the cemetery we travelled along Beenak Road to Basan corner where we turned left onto East Beenak Road to Seven Acre rock. This is a natural rock formation giving good southerly views over the Garfield-Longwarry area.

The walk to the Rock from the carpark is an easy 1.5km return after which it was time for lunch at the small picnic area next to the car park.





Neville the Redeemer. Taking his new role as President a bit too seriously!





Four Brothers Rocks.

Everyone said they hadn't seen enough rocks yet, so the last stop on the agenda was Four Brothers Rocks.

We left Seven Acre rock backtracking to Basan Corner then continuing along East Beenak Road to Ash landing Road, Black Snake Creek Road, Link Road then Burgess Road driving as far as the car park, followed by another walk of 1.2km return. This Rock formation is very interesting to walk around and marvel at how much time nature has to sculpt the rocks into their present-day shapes.



Trip Report

The final leg was the 15 km drive back to Gembrook for a debrief and farewells. Along the way we made a short detour into Mortimer Picnic area on Tonimbuk Road which is a great spot for a picnic, or starting point for the approx 12 km Ferres Track walk loop. Camping is also permitted although cars are separated from the camping area by bollards.

Thanks to all who came along for the round trip of 75 km. I'm sure everyone had a great time. Luckily the weather held off as the forecast rain rolled in only about one hour after we headed home.

Ken Kilby.

Camper Setup - Member - Andre van der Walt

The story begins nearly 11 years ago, in February of 2013... I've been 4wding for a little while and with the arrival of my first born, suddenly the Prado n longer had enough room to take family camping with everything Anna (my wife) wanted. So after seeing this box trailer in a friends yard for a while, I had and idea...



The plan was simple. Some new bigger leaf springs, big wheels and take it camping. I only knew one person with a welder, so I roped Woody into helping me out. And this is where things took a turn.



Camper Setup

When we got it upside down to sort the springs and axles, it became apparent that the trailer would not be robust enough to hold up to the rigors of off-roading. So a plan was concocted. What if we build a chassis and then put the box on it? So that is what we did.



The A-frame arms and hitch made its way to the newly built chassis. This chassis was built in Woody's driveway over a few weeks. One of his neighbors helped out with folding some sheet metal and making up the wheel arches in return for the holden axle and wheels the trailer came with. The new axle is electrically braked and the hubs matched the Prado stud pattern, rated to 1,250kg.

We bolted the box back on the chassis and gave it a paint job.



Camper Setup

Yes the drawbar looks long in the photo, but it was designed to allow the Prado to get 90 degrees without touching, which we have needed once or twice following a certain couple in the club who are know for doing U-turns. A phone call to VicRoads confirmed all that was needed for registration, was a weighbridge ticket, a VIN plate and I need to bring it in to VIC roads.

This was the way we used the trailer for a long time. It was big enough to fit all our stuff, but the internal space was not efficient and it was always a pain to load and unload. But it allowed us to go out and enjoy camping.



It was the same height as the old Prado and the old V6 did not tow it to well if you were in a hurry. But the Prado di tow the trailer to many good locations.

Then COVID hit and I needed something to keep me occupied, Additionally, after many trips with the club and seeing how easy other people setup and pull down camp with limited effort, I decided it was time to have another go.

So of the metal recycler I went, armed with a 10mm spanner and a socket wrench. A few minutes later the box was unbolted and lifted of the chassis.

Camper Setup



The goal was to build a trailer that was 600mm high, instead of the 900mm of the original. It need to have a opening lid and swing open tailgate to have the kitchen.

At this point I have acquired a gasless MIG welder and drop-saw and a basic set of tools. Making many accurate measurements and some close cuts and many, many tack welds and test fits, I managed to build the frame for the trailer.



Camper Setup

The frame is 30mm square tube with a 2.5mm wall thickness. The floor is 1.5mm sheet steel. Unfortunately, I can't weld aluminum but I wanted to keep the weight down, so I needed a solution. Rivets and automotive Sikaflex was used to bond the aluminum panels to the frame and also 300 stainless steel pop rivets for the floor, lid, side panels and tailgate.



Inside the trailer is fitted with a set of Kings drawers to help with organization and a Dune roof top tent is mounted to the lid.



Camper Setup

This setup makes it very easy for me and Anna to setup camp and be ready to relax or go quickly and with minimum effort. We pull in to camp, unload our bags, chairs and kids tents.

Close the lid, take the cover of the Dune tent, pull the strap and let the tent set it self up. To prepare dinned, swing open the tailgate and the kitchen in almost ready to go! The gas stove goes on top from where it can easily reach the mounted gas bottle.



As for our kids, I wanted a setup that gets them off the ground and gives them their own space, so they each have their own stretcher tent, these take a couple of minutes each to set up,

Camper Setup



The new setup is pretty good for our need, with only one more upgrade planned for the trailer. Since finishing the new version of the trailer, it has completed a couple of really epic trips, including a Simpsons desert crossing and a section of the Little desert in VIC.



We need your help on and off the tracks



**If you have some spare time
please consider joining the committee.
Your club needs you— do it for your club!**

Contact your Committee...



**Photo: Blue Rag
Rage Track**