



# FREE WHEELING

September 2022

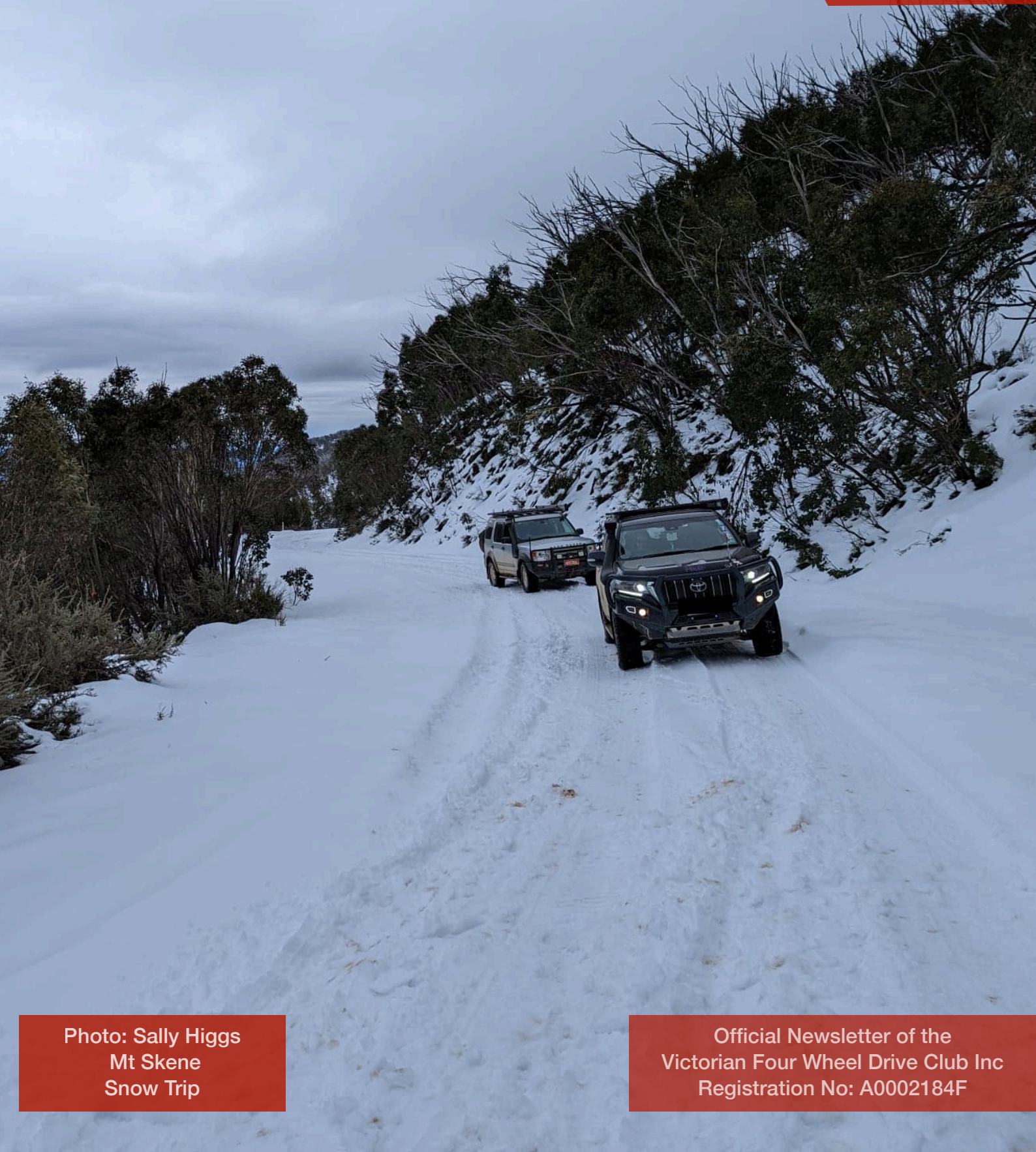


Photo: Sally Higgs  
Mt Skene  
Snow Trip

Official Newsletter of the  
Victorian Four Wheel Drive Club Inc  
Registration No: A0002184F



## Meeting Details



### VFWDC Meeting Details & Venue

The club meets on the first Wednesday of each month at 8.00pm with the following exceptions:

No meeting in January

November meeting held at a selected “special” location

Blue and Gold Room  
Club Noble  
46-56 Moodemere Street  
Noble Park 3174  
Melways ref: 89 D4



This month's meeting will be held on **Wednesday 7th September** at 8.00pm.

**It will be held in person at Club Noble.**

## Club Committee

### 2022 - 2023

President	Callum Brown	<a href="mailto:president@vfwdc.com">president@vfwdc.com</a>
Vice President	Andre Van Der Walt	<a href="mailto:vicepres@vfwdc.com">vicepres@vfwdc.com</a>
Secretary	Bruce Cremonesi	<a href="mailto:secretary@vfwdc.com">secretary@vfwdc.com</a>
Treasurer	Ly Ho	<a href="mailto:treasurer@vfwdc.com">treasurer@vfwdc.com</a>

### General Committee

Trip Coordinator	Neville Van Leeuwen	<a href="mailto:trips@vfwdc.com">trips@vfwdc.com</a>
Magazine Editor	Rory Hall	<a href="mailto:editor@vfwdc.com">editor@vfwdc.com</a>
Association Delegate	Vacant	<a href="mailto:delegate@vfwdc.com">delegate@vfwdc.com</a>

### Support Positions to Committee

Web Manager	Ben Whitworth	<a href="mailto:web@vfwdc.com">web@vfwdc.com</a>
Training Officer	Phil Griffith	
Merchandise	Kelsey Pendrey	<a href="mailto:merchandise@vfwdc.com">merchandise@vfwdc.com</a>
General Committee Member	Daisy Quinn	

### Club Details

Registered Name	Victorian Four Wheel Drive Club
Registration Number	A002184F
Correspondence Address	PO Box 778, Dandenong, VIC 3174
Email	<a href="mailto:secretary@vfwdc.com">secretary@vfwdc.com</a>
Website	<a href="http://www.vfwdc.com">www.vfwdc.com</a>

The Victorian Four Wheel Club is an affiliated club of [Four Wheel Drive Victoria](#)

Hi All,

It's that time again to get the President's report completed and I am looking back and feeling grateful for all those volunteers that make the club possible.

I would like to thank the outgoing committee for all their work and commitment over the last year. I would also now like to thank the volunteers for the new committee. A very big thanks to all those that have put their hand up - it's very much appreciated.

I am very happy to say that we have a few trips coming up so please keep a look out for the trip forms at the general meetings. They are usually up the back near the entrance door. If you feel you would like to run a trip but don't know how, please have a chat to any of the committee and we can help you. We are always looking for volunteers to run trips as there are only a few people in the club that run them currently. Don't forget there is a nice little reward for the person that runs the most trips over the year.

I would also like to thank all those that attended the Christmas in July BBQ event. What a great day it was. A big thanks to all those that helped make it possible on the day. It is very much appreciated. We were very lucky we had some good weather, great food and excellent company. I think a good day out was had by all.

Well that's all from me for now. I look forward to seeing you out on the tracks soon.

Cheers Cal.



## September

Wednesday 7th	Club Meeting	8.00pm
Saturday 17th	Picnic at Hanging Rock	Organised by Callum, day trip
Wednesday 21st	Committee Meeting (Virtual)	8.00pm
Sat 24th - Tue 27th	Border Track Trip	Organised by Bruce, details to follow.

## October

Wednesday 5th	Club Meeting	8.00pm
Wednesday 19th	Committee Meeting (Virtual)	8.00pm
Saturday 22nd	Day trip to Marysville	Organised by Ly, see details later in magazine

## Other Dates

November Long Weekend	Robe sand driving trip	Organised by Dave & Bruce, details to follow.
-----------------------	------------------------	---



Club Merchandise



Need a jacket, vest, shirt or hat for your next trip? Get ready and place your order today.

PRICES

Club SS Polo Shirt	\$30.00	Club Wide-Brim Hat	\$5.00
Club SS Shirt 40th Anniversary	\$10.00	Club Sandwich Peak Hat	\$5.00
Club Polar Fleece Jacket (Full Zip)	\$30.00	Club Woollen Pom Pom Beanie	\$20.00
Club Fleece Hoodie	\$30.00	Club Cable Knit Scarf	\$20.00
Club SS Reversible Vest—double embroidery	\$50.00	Club Neoprene Stubby Holder	\$10.00
Club Drivers Jacket	\$60.00	Club Coth Badges 120mm	\$8.00
Club Trekka Jacket	\$85.00	Windscreen Sticker Small	\$6.00
Club Bucket Hat	\$5.00	Windscreen Sticker Large	\$8.00

We encourage all members to purchase a Club Polo shirt.

Email your order or any queries to [merchandise@vfwdc.com](mailto:merchandise@vfwdc.com) along with the size you would like.

# Meeting Minutes

**Wed 3rd August**  
**Opened at 08.04pm**

**Attendees:**

- As per attendance sheet

**Apologies:**

- David B, Rory, Andy, Suzi, Ian, Brett & Nikki

**Minutes of previous meeting:**

- Minutes from last meeting - Read
- Matters arising from previous minutes - nil
- Accepting of minutes - Ben
- Seconding of minutes - Daisy

**Guests:**

- 2 x guests welcomed

**Correspondence In:**

- Magazine stuff
- New member info emails

**Correspondence Out:**

- Replies to few emails

**Trip Reports:**

**Snow Trip 1 (Bruce):**

Met up at the pub Friday night  
Early start Sat morning for coffee, bacon, egg  
Rather cool & dry  
Everyone had a great time

**Snow trip 2 (Not Joe's):**

Joe pulled out due to work commitments  
Lots of cancellations  
Only 3 x vehicles  
No trees down  
Got to Crow's Hut, it was dirty  
Drop toilet was full & nuggets round back of hut  
Trip basically had no snow  
Got busy up at top on the summit

**General Business:**

No other business

Meeting closed: 08.38pm

Next Meeting: AGM to follow

**Treasurer's Report:**

- Monthly Treasurer's Reports - as per magazine
- Acceptance of Report - Andrew
- Seconding of Report - Sally
- Membership renewals at 43 currently

**Association Report:**

- Position currently vacant.
- Nothing to report

**Upcoming Trips:**

- Snow Trip this weekend lead by Ly
- St Annes Winery, with Sally & Tristan, 27th August
- Beachport, led by Bruce, November long weekend.

**AGM.** Opened at 0904pm.

President Report (Cal) - as per magazine  
Treasurer Report (Ly) - as per magazine  
Trips Report (Neville) - as per magazine

Callum called all positions vacant.  
Last AGM minutes - no matters arising  
Minutes Accepted - Callum. Seconded - Ben

Steve Pitcher took control of meeting.

**Nominations for:**

- President - Callum Brown, unopposed
- Vice Pres - Andre, unopposed
- Secretary - Bruce, unopposed
- Treasurer - Ly Ho, unopposed
- Trips - Neville, unopposed
- Association - No nominations, vacant
- General Committee - Daisy
- General Committee - Kelsey

Thanks to Steve for running the election process.

Meeting closed at 0920pm.

Next meeting: Wed 7th Sept.

Bringing Four Wheel Drivers Together



Victorian Four Wheel Drive Club Inc  
www.vfwdc.com



## Treasurer's Report July 2022

<u>Cheque A/C`</u>	Opening Balance as at 01/07/2022	\$8,839.63
	Add: Merchandise Sales	\$90.00
	Membership Fees	\$2,170.00
	Total Monies In:	\$2,260.00
	Less: Association Fees	-\$2,600.00
	Total Monies Out:	\$2,600.00
	Closing Balance as at 31/07/2022	\$8,499.63
<u>Term Deposit</u>	Opening Balance as at 01/07/2022	\$6,852.85
	Closing Balance as at 31/07/2022	\$6,852.85
<u>Petty Cash</u>	Opening Balance as at 01/07/2022	\$8.30
	Closing Balance as at 31/07/2022	\$8.30
	<b>Consolidated Closing Cash Position</b>	<b><u>\$15,360.78</u></b>



### This month's meeting

Next month's meeting is being held on **Wed 7th September** at Club Noble as usual. Just a reminder, if you are suffering from symptoms, or have tested positive to covid or are a close contact, then we ask that you respect the other members of the club and stay away. This probably applies to flu, coughs and all the other seasonal lurgies currently going around as well if you are unlucky enough to be suffering at the moment.

### New Committee Members

A big thumbs up to the re-election of the club committee and a huge welcome to several new members. Daisy and Kelsey have joined as general committee members with Kelsey also sticking up her hand to manage the merchandise - welcome ladies, great to have you on board. Neville has volunteered to be the club's Trip Coordinator so anything related to a trip, give Nev a call. You can get him via email ([trips@vfwdc.com](mailto:trips@vfwdc.com)) or on his mobile (0400 498191) - send him a text if you can't reach him and he will respond when he gets a chance. And remember, we are still looking for a Delegate representative for the club/committee so if you are interested please get in touch.

### Guest Speakers

The committee are trying to re-arrange for the team from RidePro 4x4 Suspension to attend our upcoming October meeting. Come along and listen to what they have to say about all things suspension and winches, including proper use and maintenance. We are waiting for final confirmation they can attend in October.



### Membership Renewals

It's that time of year again! Not only do you need to get your business and personal tax affairs sorted out, you also need to renew your membership with the club. You should have received an email from the Treasurer already with details of how to renew. If you didn't get it then please check out our membership page here in the magazine. It would really be appreciated if you could renew in the coming days/weeks so that the Treasurer doesn't have to do loads of chasing after people. Thank you!

### All and any contributions welcome

Please don't be shy! Help the Editor keep the magazine fun and interesting, and relevant to you, by sharing some words and/or pictures. Literally anything you have is welcome!

Please visit our website at [VFWDC.com](http://VFWDC.com) to view all our current membership forms and club policies.

For all new and renewal of memberships, please complete [the online form here](#)

If you are looking for a Temporary Membership, please complete the online form, [which can be found here](#).

If you have any queries please do not hesitate to contact us via the Club Secretary on [secretary@vfwdc.com](mailto:secretary@vfwdc.com)

### **Payments:**

Payment can be made via Bank Transfer. The details are as follows:

<b>Account Name:</b>	Victorian Four Wheel Drive Club Inc
<b>BSB:</b>	633108
<b>Account No:</b>	111761979

Please ensure your transfer includes your name as provided on the membership application and renewal form in the reference.

Once you have made your payment/transfer, please send your completed membership application and renewal form to [treasurer@vfwdc.com](mailto:treasurer@vfwdc.com) or you can present it to the Treasurer at any general meeting.

**Thank you for choosing the Victorian Four Wheel Drive Club**

If you are interested in joining [Club Noble](#) where we hold our monthly meetings, their application form can be found [here](#).



## Australia's Biggest

Continuing with the theme of Australia's "**BIG**" things, here's the Big Wombat, Wadu, at Scotdesco just west of Penong and about 200kms before the start of the Nullabour Plain. Did you know that a wombat's butt is its main form of defence and their pouches face backwards to avoid filling with dirt when digging.



For anyone interested to become a collector of Australia's Big Things, [here's a link you may wish to check out](#). You may also be excited to hear (I was!!!) that Hema have just released their "[Big Things of Australia Map](#)" - obviously someone from Hema reads this magazine and is a Big Thing enthusiast!!!



## Meet the Member

This month we meet Daisy who has just volunteered to be part of this year's committee team. You might like to ask her for a photo of her 1980's hairstyle next time you see her.....



**Full name and any nicknames?**

Daisy is my nickname after my grandmother

**What's your vehicle?**

2020 GXL Prado - called The Pixie

**First car you ever owned?**

1980 Subaru Leone - nicknamed Leonie

**Dumbest thing you ever did in a car?**

Speeding at 140kph on the way to Sydney from Canberra and arguing with the cop that i was allowed to do 100 on P's (NSW laws were 80kph, ACT 100kph) - luckily I didn't get booked!



**Favourite camp food?**

Steak with baked taco's and fresh damper

**Best mod you have ever done to a car?**

Putting in Aux ports to run my car fridge

**Best trip/track/park you have done?**

I am still really new to 4wd'ing, but the snow trip to Mt Skene was the hardest and most exhilarating I have done.

**Top tip to any beginners?**

Do a 4wd course and learn the very basics to start

**Best overseas trip/location?**

28 day tour of Europe - France, Spain, French Riviera, Italy, Greece, Turkey, Austria, Switzerland, Lichtenstein, Germany Amsterdam.

**Best piece of camping gear you are never without?**

Everything! I even take the kitchen sink.

**Where in the world would you most like to visit?**

Machu Picchu in Peru

**Favourite subject or activity at school?**

Cooking, metal work - creative things!

**Worst upgrade or kit purchase?**

Nothing so far.

**Dream track or trip at the top of your bucket list?**

Big Red Bash and Cape York

**What is your go to karaoke song?**

Neil Diamond

**What kept you sane during lockdowns?**

Netflix

**Worst job you ever had?**

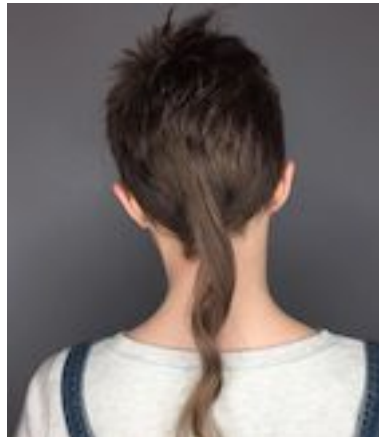
Working at a cheap \$2 jewellery store back in high school or maybe Macca's.

**Roughest night's sleep on a trip?**

When your friend's air mattresses go flat so you have to give up one of your foam ones.

**Craziest haircut you ever had?**

Short hair with a rat's tail - it was the 80's!



**Footie, football or rugby?**


Rugby League

**Can you play a musical instrument?**

Not musically inclined

Best book you have ever read and recommend to others?

The Scarpetta series by Patricia Cornwall



What are you currently watching on Netflix/Stan that you can recommend (or not) to others?

Re-watching all of Charmed at the moment. Got to love a good spell!

Any wildlife encounters on any of your trips?

Had a huge lace monitor walk under our chairs last time I was out camping - very, very scary!

What is your go to joke?

What do you call a parrot under an umbrella?

**Polly-unsaturated**

Why did the coffee file a police report?

**Because it was mugged**

What snacks are we most likely to find in your cab?

Chocolate, killer pythons and sweet chilli & sour cream Red Rock Deli chips.

Dream vehicle and set up if you could afford it?

I have it. :- ) (see below)





## Mt Skene Snow Trip (Saturday 13th August) (organised by Ly)

### Attendees:

1. Ly and family (Trip Leader) - LX470
2. Niro - Prado
3. Michael - Ranger
4. Steven and guests - BT50
5. Andy & Suzy - Challenger
6. Ken - Triton
7. Brett & Nicki - 100 Series
8. Melissa, Harsha & family - GU

On Friday morning I drove up to Mansfield to pick up snow gloves for our son before continuing on to Jamieson to check-in to our accommodation. Ken was outside our little cottage taking photos of the township. We both said hi, and I continued with the check-in. Our cottage was literally across the road from the café!

Saturday morning, we all met at the general store at about 8AM. I forgot to email everyone that I had pre ordered bacon and egg rolls, but none went to waste as some took it for lunch. After everyone had arrived, we drove around the corner to do a quick vehicle inspection and figure out the convoy formation. After a quick radio check, we set off about 8:40AM. It was a sunny day and the climb up Jamieson-Licola road was pleasant. We passed a few fallen trees with a gap wide enough for our vehicles to pass through. Michael called out that we should cut these trees on the way down. We jumped back in our cars and continued up. The track eventually got a bit rougher and wetter and that's when we all pulled over to air down our tyres.





The team stopped at the Mt. Skene picnic point to have a break. Previous years there was knee-deep snow and vehicles stuck around the bend. There was no snow – nothing on the treetops, bright sun and dry roads. I said to myself, such a shame our group won't encounter any snow.



I think this is where Andy called out that he had no steering over the radio and the convoy stopped. After a quick stop Andy said it was false alarm. As we climbed higher, we saw our first glimpse of snow on the track! There may be hope I thought. Sure enough as we got before the summit, beautiful snow was all around us. About ankle to knee deep high. Such a relief – I honestly thought



We parked, got our snow and warm gear on, and played for an hour. John P's group happened to park next to ours and we had a brief hello. Then it was lunch time – some of us had bacon and egg rolls...









After lunch it was time to head back. We drove up forward to the entrance of Barkley River Jeep Track and performed a U-turn there. Up to this point, no vehicle had needed any recovery. Brett's wide attempt landed him stuck in the snow. Some of us had a giggle while Harsha snatched out Brett without breaking a sweat. Awesome! We started our descent back to Jamieson.

The team stopped at the fallen tree Michael mentioned before. For the next half hour, everyone helped clear the track - chainsaws were out and cutting away, while many hands carried the cuts to the side of the road. Good work team – the track was now about 10m wide.









We packed up and continued down. The beautiful weather turned, and it started raining heavily and then turned to hail. When we finally got to Jamieson, some of us air-ed up in the rain. Andy discovered that he had no power steering fluid left - a loose bolt apparently(?). Niro said goodbye and headed home. The rest of us went and had dinner at 5PM at the Jamieson Brewery that served excellent drinks and food.



Overall, no serious dramas and we got to play in the snow. Next year I might consider running the trip in July when it's usually colder and more snow on the tracks.





## Upcoming Trips

<b>Destination</b>	<b>Marysville, Mount Matlock, Wood Point</b>
<b>Leader &amp; Contact Details</b>	Ly Ho (0433 387811 or <a href="mailto:ly.tri.ho@gmail.com">ly.tri.ho@gmail.com</a> )
<b>Date</b>	Saturday 22nd October
<b>Meeting Details</b>	Marysville Bakery 0830am
<b>Grade</b>	Dry: Easy to Medium Wet: Medium
<b>Trip Activity Details</b>	<p>Day trip starting from Marysville and ending up at the Thomson Dam. Stopping at Mount Matlock, Woods Point for a photo op of the famous fuel pump. And maybe a pub dinner at Erica pub if there's enough interest. Did this trip back in 2017 with Stuart &amp; Maree. Read the trip report here <a href="https://vfwdc.com/Newsletters/2017.July.pdf">https://vfwdc.com/Newsletters/2017.July.pdf</a></p> <p>Here's roughly the itinerary:</p> <ol style="list-style-type: none"><li>1. Start at Marysville Bakery</li><li>2. Head up Stockmans Reward Camping Ground</li><li>3. Air down on the way there?</li><li>4. Corn Hill Track</li><li>5. Mount Matlock radio tower</li><li>6. Woods Point town</li><li>7. Spud Spur Track</li><li>8. Pluto Track</li><li>9. End at Silvertop Picnic Area, Thomson Dam Access Rd, Thomson VIC 3825</li><li>10. Pub meal or go home at Erica</li></ol> <p>See the Google maps <a href="https://goo.gl/maps/tdmP3vcsReVydRpH9">https://goo.gl/maps/tdmP3vcsReVydRpH9</a></p> <p>I'll be running a reconnaissance (reccy) trip in 8th October (tentative) to check out the track conditions beforehand. Ping me if you're keen to join. Safety in numbers!</p>
<b>Vehicle Limits</b>	Minimum 2, Maximum 8
<b>Approx km's meeting place to destination</b>	135 kms
<b>Last available fuel</b>	Marysville (both petrol & diesel)
<b>Distance between supplies</b>	Grab supplies in Melbourne or Marysville and you will be fine.
<b>Equipment required</b>	Full Recovery Gear and Points on your car. Lunch.
<b>Maps required</b>	Rooftop Marysville - Lake Eildon or Google Maps
<b>Radio Channel CB/UHF</b>	UHF 12 to start with and then move if its busy

### Sally & Tristan's Land Rover Discovery 3

We purchased our 3rd Land Rover Discovery in October 2019. It is a 2006 Land Rover Discovery 3. It was very much stock standard when we got it but as is typical for us this was just a blank canvas! So where did we begin? The first thing was an engine remapping to give us a little bit more power for the four wheel driving we were going to be doing. This is the story of setting it up as a stand alone tourer.



Above: Disco 2 welcomed Disco 3 into the family and the D3 with its roof rack and snorkel

#### STORAGE AND THINGS TO CARRY STUFF

Before we picked it up we installed a snorkel and did a full service. The next stop was to get a roof rack and bull bar onto it so we could carry our tent and get it out on the tracks. We installed the Rhino Rack pioneer platform roof rack and an ARB bull bar. We had to wait for the bull bar so got the rack installed so we could head away for Christmas.



We attached our 270 Foxwing Awning to our roof rack along with maxtrax, gas bottle and general holders so we could easily carry our key items on the roof.

Our storage in the back started off as a plywood box that Tristan built as a template for what we wanted and then we used it for over 5 years in the D2. It worked really well for us as a base design so we decided to get a proper draw system made for it.



We did want to upgrade it and I researched all the different drawer systems. We decided to go with the Drifta Draw system. They had a template for the D3 that we worked with as a base. I had seen that they had table built into the system which was awesome. We decided to go with 2 drawers, the table (of course!) a slot for the fridge and then a 35 litre water tank to finish it off. The draw sizes are great and they use a teflon coating for the slides so you are not carrying extra weight for the draw runners.





We have 23 Zero Rear Wheel Carry Bags. These are great for carrying rubbish, dirty recovery gear and things you just don't want inside the cab. I call them our backpacks and they go everywhere with us. You just give them a good hose down when you get home and they are good to go again. We have sand grabba foot mats for the front and rear of the car which are also easy to clean and keep the mud in some semblance of control.

We have a range of bags to pack out stuff into, this helps us stay organised, makes it very quick to pack up as well. We run ARB cargo organizers for our food. They come in 2 sizes and I have 2 small and 1 large so depending on trip I will either take all three or a combination of them. I then split our food up into snacks, brekkies, and then everything else. I am also a bit of a sucker for a Drifita canvas bag so I bought one that holds 10 litres of water (the pura box water) This enables us to carry additional water and then have it easy access at camp as well as the strap just hangs over the rear wheel carrier.



On the back of the drivers seat I have an organiser for all the things you need easy access to, torches, basic hand tools, sun screen, mozzie spray, straps, tyre deflators, mallet. It also means that I am less inclined to forget things as it just gets stored in the cupboard like this as well. I then have bags for everything, a little bag with things to make fire, a bag for washing up, utensils, cooking gear etc. If there is a bag been made for it I will probably have it!! When you are next on a trip with us, just ask and I will be happy to show you :-)



## Things to protect us and get us out of places we got stuck

There are only a couple of brands of bull bar that fit the Discovery and we had had great experiences with ARB previously so we chose them. When the bull bar was installed we added a Warn winch to the bar with



dyneema rope and wireless controller. This is something that we will never compromise on, a good quality winch and ropes, they will get you out of some pretty interesting spots and you need to be able to trust the gear will work when you need it to. We also have 4 maxtrax for those quick recoveries in sand or snow. We replaced the side steps with ADT rock sliders after bending the steps on a pretty simple bog hole. The rock sliders are a bit stronger and we can still use them as steps for access to the roof or in the car.

We installed front and rear ARB Air Lockers in 2021 and while the Disco is incredibly capable off road without them, the lockers take it to the next level. Disco's do not do well with cross axel situations which occur on a semi-regular basis in the high country with the whoopy-dooos. Having the lockers now means we can crawl up and down and through pretty much anything that we point the vehicle at.





## **Electrical**

We don't have a huge electrical requirement when we are away, our fridge(s) and some LED lights, charging for our phones, radios etc. We have set up a Red Arc dual battery system with a 100am lithium ion Hard Korr Battery. To charge it we also have a 180W Hard Korr Foldable Solar Panel which can pump out 7amps in full sunlight which is incredible. We have run the battery in a battery box so it is full portable if we need to pull it out of the vehicle. I bet you were thinking we had all sorts of crazy stuff considering we are Electricians! But we like to keep it pretty simple.

## **Keeping It Cool**

With our vehicle set up as a stand alone tourer with no trailer we have our main fridge which is a relatively small Waeco CFX45. This is a single zone fridge that sits on a Waeco Fridge Slide. We have had it for over 8 years and it is still going strong. We did find though for longer trips it was not quite enough so we bought a small Engel Fridge/ Freezer 17 litres. This we use as our freezer or if it is an overnighter we can just take this fridge. This means we are easily able to carry enough food for well over 10 days off grid which is great. It also means we can take ice cream camping in the middle of summer for a little touch of luxury.



## **Light It Up**

For our lights we have got the standard headlights for the car and we were lucky enough to get a sample of the Hella Rok Lume Spot Lights. They are small but powerful, they are some of the best off road spot lights I have ever seen and love them. They are easy on the eye, no glare and light up the area in front of you just like a beautiful soft daylight. They are small and don't take up a lot of space either. I highly recommend them. Not the cheapest on the market by far but definitely up there in quality. We also have some portable LED strip light that we use around camp if required. Not that we actually use them a lot.

## Wheels and Tyres

The Disco comes with 18" wheels which make tyre choices difficult as there is not a huge range in that size. We decided to go with Coopers and we had nothing but issues with them. 3 punctures in a very short space of time. I am glad we had decided to carry 2 spares otherwise things could have been a whole lot more interesting. Carrying 2 spares is a choice we made due to the fact we were setting this vehicle up for touring and with different tyre sizes we wanted

to make sure we could get ourselves to where we needed to go. We went with the Outback Accessories rear bar with twin wheel carrier, we can always change one out for a jerry can holder if we choose as well. Opposite Lock fitted this bar for us. After all our tyre issues we decided to change our wheels out to 17" ones which we can do as some Disco's had those wheels as standard. We then put Maxxis razzr AT811 tyres on them and have had only good things to say about them. They bag out well, great grip and no punctures so far!



It is easy to remove the air but how do we pump up the tyres again? We started with an ARB portable single compressor but after watching Stu and Maree pump up all their tyres with onboard air and then watch us doing ours we decided to move to an onboard air system. We upgraded to an ARB twin compressor, installed it under our drawer system, put in an air tank where the spare wheel used to go with a nozzle and air hose. We can now pump up 4 tyres in less time than 1 or 2 took us

previously, and I also save space in the drawers etc. This one is a relatively simple mod that pays back in time.



## But what about things we need for towing?

We have recently bought a new camper trailer so we had to make a couple of modifications for this addition to our touring set up. Because we run an automatic we decided to add an aftermarket Transmission cooler onto the vehicle so that the additional pressures on the transmission with towing were able to be mitigated with additional cooling.

A Mitch Hitch was added to the rear to realign the hitch location because on the D3's they are in quite a low position which is not great for towing camper trailers. This has given us a solid and easy access hitch for both hooking the camper up to along with our recovery hitch should we ever need to pull someone out of a predicament. A RedArc Electric brake controller was added to ensure we are able to control the braking of our new trailer and keep it following us as they should!

To see behind when towing is also very useful and saves on some discussions when trying to hitch up the camper. We installed the Safety Dave camera system to both the back of the Disco and also the trailer. As our car is nearly 20 years old we updated the head unit so we can see the cameras, also get google maps, bluetooth phone calling etc. Now it looks a bit fancy in the cabin as well.

One final thing we have done is get her a custom number plate of OFFTRX.(hidden by Ed!!) This shows what we have built her for. Get off the bitumen and onto the tracks all over the country and explore as many as we can.



## Future Modifications?

We think we are pretty close to done on the modifications, but I will never say never and I am sure there is something that we will update, change or modify. We won't be doing a long range tank due to weight.


Overall this has taken us many trips over the years, lots of refining and nearly 3 years of work to get her set up how we want. We can now have her packed up in less than 30 mins ready to go on any trip we desire for as long as we want.

### Mt Skene Snow Trip 1 (Fri 22nd - Sun 24th July) (organised by Bruce)

#### Attendees:

1. Bruce (Trip Leader)
2. Luke David
3. Dennis Alphonsus
4. Steve Miller
5. Daisy Quinn
6. Steve Card
7. Ben Whitworth
8. Sean Grayson
9. Sally & Tristan (Tail end Charlie) (Sally allowed Tristan to be TEC as long as he did as she said.

Well another year run and won by the first group led by the legend himself picking the best weekend of them all for the annual group 1 Snow Trip. The other trips sucked and had no snow.....



Everyone made their own way to Jamieson for Friday night dinner, beers, bull crap session and watching the footy. Some staying at the pub, others made their own arrangements.

Saturday began with the customary bacon n eggs n coffee at the Jamo General Store. Always a great start to the day! Airing down at the store, chat and discussion of plans and off we went. Turning onto the Jamo-Licola Road we saw things are doing ok out there with plenty of wild life in the paddocks. We continued on towards the picnic table at a leisurely pace as we had some new people on the trip. Temps weren't really cold, and weather was clear so there wasn't really a huge expectation of DEEP snow.... But we found some reasonable snow BEFORE the picnic area. Not a huge amount that would turn us back as in previous years, which is good but enough to play in.

Quick break at the table and regroup, throw a few snowys at each other, few photos, and away we went again. So far so good, nobody had any real challenges...

Cruising past Bobs (no idea who Bob was) pipe Bath tub on the left snow was getting deeper. Nobody wanted to try the bath though, very soft of them I'd say.

Heading on to the lookout corner things got a little interesting – as you expect, with a few ruts heading in different directions which made a few eyeballs open wide. Few quick recoveries, drop tyre pressures again and off they went.





The weather was still great and everyone was gaining confidence which is what its about. The last climb to the summit caused a few issues for couple of cars, but quick work got them going again. Getting to the summit came as a bit of a surprise that we got up there so quick but great leadership will do that. Using Sam's measurements from the past, the snow was 5 Sams deep.

Parking up was entertaining watching some non Nissans struggle as they did.... Posing for few photos and Megan building her customary snow it, it started getting busier than 3am on the Hume. There were clubs, groups and even few dudes out on their own.. Ahhhh good to see the permit scheme working so well, such a success.







Bit of chat on what people wanted to do, being so early we decided to head on towards Crows Hut Snow was still great past Barkly River Jeep Track which looked fairly challenging!



Heading down to the T intersection with Lazarini Spur, few decided to head to Crows for a look and try and work out how you can fit 18 grown farting drunk men into the hut and come out alive in the morning. It was a group decision to have lunch break here - when Grizzly Adams (*he actually looked like Brutus 'Brutal' Howell from the Green Mile movie*) came up looking to blow the head off a deer that was apparently hiding somewhere as he'd seen it earlier.. Brutus was happy to inform us he'd already blown one away earlier in the day "over there somewhere".







Finishing lunch it was time to head back to the town for a squirt, more stories, air up, beer and footy. Making it back to town everyone made their way back to their digs to sort themselves out then gather up to tell stories of the day... Then regroup later for dinner and more stories and home. Sunday everyone made their way home without damage, and lived happily ever after. Thanks to all for coming and your turn to run a trip. Bruce.

