



FREE WHEELING

February 2022



Photo: Stuart & Maree
Anne Beadell Highway

Official Newsletter of the
Victorian Four Wheel Drive Club Inc
Registration No: A0002184F

Meeting Details



VFWDC Meeting Details & Venue

The club meets on the first Wednesday of each month at 8.00pm with the following exceptions:

No meeting in January

November meeting held at a selected “special” location

Blue and Gold Room
Club Noble
46-56 Moodemere Street
Noble Park 3174
Melways ref: 89 D4

This month's meeting will be held on
Wednesday 2nd February at 8.00pm.

**Due to increased covid infections, it
has been decided that the meeting
will be held on line.**



Aberfeldy Track

In association with [Westland Gippsland Relic, Mining and Heritage Protection Inc](#), the club maintains a section of the Aberfeldy Track with working bees throughout the year. View the club calendar for the next upcoming working bee.

2021 - 2022

President	Callum Brown	president@vfwdc.com
Vice President	Andre Van Der Walt	vicepres@vfwdc.com
Secretary	Bruce Cremonesi	secretary@vfwdc.com

General Committee

Trip Coordinator	David Bruinsma	trips@vfwdc.com
Magazine Editor	Rory Hall	editor@vfwdc.com
Association Delegate	David Bruinsma	delegate@vfwdc.com

Support Positions to Committee

Web Manager	Ben Whitworth	web@vfwdc.com
Training Officer	Phil Griffith	
Merchandise	Ann Crockett	merchandise@vfwdc.com

Club Details

Registered Name	Victorian Four Wheel Drive Club
Registration Number	A002184F
Correspondence Address	PO Box 778, Dandenong, VIC 3174
Email	secretary@vfwdc.com
Website	www.vfwdc.com

The Victorian Four Wheel Club is an affiliated club of [Four Wheel Drive Victoria](#)

Hi All,

Welcome to the first issue of the magazine for 2022. I hope you all had a great Christmas and New Year.

There are a couple of items I would like to make you aware of.

The committee and I have had a very long discussion about the current COVID situation and how it effects the club, and particularly our trips/meetings, in the short term. The decision has been made to postpone the Kelly / Stringybark / Christmas trip to a later date, probably mid-year. I would like to stress it is only postponed not cancelled. We will also be moving the February meeting to an online Zoom meeting, same as we did last year. We just want to err on the side of caution for the larger meetings to make sure the risk of exposure is limited.

Ongoing, we will be making the call on whether we have the meetings onsite or by Zoom on a month to month basis. Our wish is to be back to face to face meetings as soon as possible.

Given the low amount of trips last year due to COVID, we are determined to try to make up for lost ground. Therefore, the committee has started planning quite a few trips for the coming months. Please check out the calendar later in the magazine to see some of the dates and initial plans. That's just to start us off for the coming months. I will be doing a day trip in March but I'm not sure where yet.

In order to get more trips running this year, I would like to announce an incentive programme to encourage club members to run trips. This scheme used to run within the club in years gone by and we feel now is a good time to re-introduce it. The club is offering a prize of \$100 to the person that runs the most trips over the year, with the year running from AGM to AGM. The winner will be announced at the AGM. So let's get planning and not let COVID get in our way of a fantastic year of being out on the tracks.

Have a great month all and see you online at the general meeting

Callum



Club Calendar

February

Wednesday 2nd	Club Meeting (Virtual)	8.00pm
Sat 5th - Sunday 6th	Christmas get together at Stringybark Creek with Kelly Gang tour	Postponed until mid year due to increased covid infections
Wednesday 16th	Committee Meeting (Virtual)	8.00pm
Sat 26th - Sun 27th	New members trip to Bunyip State Park	Organised by Andre, more details to follow

March

Wednesday 2nd	Club Meeting	8.00pm
Wednesday 16th	Committee Meeting (Virtual)	8.00pm
Sat 19th - Sun 20th	Aberfeldy Working Bee	Organised by David, more details to follow

April

Sat 2nd - Mon 18th	Birdsville Races Trip	Organised by Brett, details to follow on trip pages.
Wednesday 6th	Club Meeting	8.00pm
Fri 15th - Mon 18th	VIC Silo's Exploration trip	Organised by Andre, details to follow on trip pages.
Wednesday 20th	Committee Meeting (Virtual)	8.00pm

Other Dates

May	Car Rally. Date and locations a surprise at the moment.	Organised by Cal & Bruce, details to follow on trip pages.
Sat 11th - Mon 13th June	Members suggestions for a trip in VIC.	Dave will organise and run most popular suggestion.
June or July	Christmas (in July) get together at Stringybark Creek with Kelly Gang tour	To be re-arranged from February. Organised by Cal & committee.

Club Merchandise



Need a jacket, vest, shirt or hat for your next trip? Get ready and place your order today.

PRICES

Club SS Polo Shirt	\$30.00	Club Wide-Brim Hat	\$5.00
Club SS Shirt 40th Anniversary	\$10.00	Club Sandwich Peak Hat	\$5.00
Club Polar Fleece Jacket (Full Zip)	\$30.00	Club Woollen Pom Pom Beanie	\$20.00
Club Fleece Hoodie	\$30.00	Club Cable Knit Scarf	\$20.00
Club SS Reversible Vest—double embroidery	\$50.00	Club Neoprene Stubby Holder	\$10.00
Club Drivers Jacket	\$60.00	Club Coth Badges 120mm	\$8.00
Club Trekka Jacket	\$85.00	Windscreen Sticker Small	\$6.00
Club Bucket Hat	\$5.00	Windscreen Sticker Large	\$8.00

We encourage all members to purchase a Club Polo shirt.

Email your order or any queries to merchandise@vfwdc.com along with the size you would like.

Bringing Four Wheel Drivers Together



Victorian Four Wheel Drive Club Inc
www.vfwdc.com



Treasurer's Report November 2021

<u>Cheque A/C`</u>	Opening Balance as at 01/11/2021	\$7,389.88	
	Closing Balance as at 30/11/2021		\$7,389.88
<u>Term Deposit</u>	Opening Balance as at 01/11/2021	\$6,844.22	
	Closing Balance as at 30/11/2021		\$6,844.22
<u>Petty Cash</u>	Opening Balance as at 01/11/2021	\$42.55	
	Closing Balance as at 30/11/2021		\$42.55
	Consolidated Closing Cash Position		<u>\$14,276.65</u>

Bringing Four Wheel Drivers Together



Victorian Four Wheel Drive Club Inc
www.vfwdc.com

Treasurer's Report December 2021

<u>Cheque A/C`</u>	Opening Balance as at 01/12/2021	\$7,389.88
	Add: Membership Fees	\$170.00
	Merchandise Sales	\$10.00
	Total Monies In:	\$180.00
	Closing Balance as at 31/12/2021	\$7,569.88
<u>Term Deposit</u>	Opening Balance as at 01/12/2021	\$6,844.22
	Closing Balance as at 31/12/2021	\$6,844.22
<u>Petty Cash</u>	Opening Balance as at 01/12/2021	\$42.55
	Closing Balance as at 31/12/2021	\$42.55
	Consolidated Closing Cash Position	<u>\$14,456.65</u>

This month's meeting


Next month's meeting is being held on **Wed 2nd February** and, unfortunately due to increased infections of Omicron, it has been decided to run this meeting on line. Details and links for the meeting will be sent around as per last year's arrangements. The committee will continue to monitor the situation and will revert back to face to face meetings once the Omicron wave has slowed.

Christmas Party at Stringbark

Unfortunately, again due to increased Omicron infections, it has been decided that the Christmas Party at Stringybark be postponed until the middle of 2022. It was felt that due to sky-rocketing infection rates currently, it would be irresponsible of the club to run an event which brought large numbers of members together, especially given this is normally a very well attended event. We hope to re-arrange the whole event for mid year which will still include the briefing from Leo in a prior meeting and full Kelly Gang tour. Keep watching this space for more updates.

Member's Pets

Anyone know much about worms or leaches?? Especially bright yellow ones! This little beauty jumped out of the bushes and joined me on my bike recently in Churchill National Park, Lysterfield. Any knowledge or made up bullshit welcome so we can educate our members about this very colourful member of our local environment. Its not deadly is it??? Any other fun wildlife pictures welcome.



Need Inspiration?

Need inspiration for a location for a trip? Why not go back into the club magazine history and find a long lost camp site or route you had forgotten about. Here's the [link to the magazine page](#) to help you along your way.

Here's a link to the [magazine exactly 10 years ago](#) which has a trip report from a few days exploring the sand dunes around Robe in SA. There was plenty of sand for sure, quite a bit of bacon and eggs, lots of maxtrax deployment and loads of fun by the sound of it. Go take a read. And anyone fancy planning a trip there in the foreseeable future??

Free Gifts!!

Remember, the Club is happy to reward those that submit any articles, which get published, with a small token of appreciation from the club merchandise stocks. So don't be shy, share some words and/or pictures.

Please visit our website at VFWDC.com to view all our current membership forms and club policies.

For all new and renewal of memberships, please complete [the online form here](#)

If you are looking for a Temporary Membership, please complete the online form, [which can be found here](#).

If you have any queries please do not hesitate to contact us via the Club Secretary on secretary@vfwdc.com

Payments:

Payment can be made via Bank Transfer. The details are as follows:

Account Name:	Victorian Four Wheel Drive Club Inc
BSB:	633108
Account No:	111761979

Please ensure your transfer includes your name as provided on the membership application and renewal form in the reference.

Once you have made your payment/transfer, please send your completed membership application and renewal form to treasurer@vfwdc.com or you can present it to the Treasurer at any general meeting.

Thank you for choosing the Victorian Four Wheel Drive Club

If you are interested in joining [Club Noble](#) where we hold our monthly meetings, their application form can be found [here](#).

My Set Up

Steve gives us a detailed account of his “somewhat aged but functional” set up on his 105 series Landcruiser.

OK, so at our last club meeting I found myself ‘volunteered’ to run you all through my current set up. Mine started about 17 or 18 years ago now when I decided to upgrade from the trusty old 80 series to the (then newer) 105 series LandCruiser. It was the last of the solid axle front ends that also came with coil springs all around.

Back then, it looked more like this (nice paint, no rust, dent and scratch free!).

These days, it looks a little bit more ‘used’ but is largely the same vehicle, give or take a few mods and upgrades.

So, where to begin...



Up front, it all looks pretty normal with a pair of pencil beam HIDs and an LED lightbar combo fitted to a bulbar. I like this combo because the HIDs give me distance while the lightbar gives me spread. There are a couple of aerials mounted up there too for the radios. Tucked in behind the bar is a hydraulic winch. Hydraulics tend to be a little slower than electric winches but they don't drain your battery, there are no solenoid issues, they don't need maintenance like electric winches do and they will run all day long.



At closer inspection of the bar, you can also see a small flagpole mount for sand driving, a hose connection and a switch protruding from the top of the grill – that switch activates the water pump for my heat exchanger which is mounted in the engine bay to run hot showers, etc.

While we have the bonnet up, you can also see an auxiliary deep cycle battery in there for the fridge as well as an air compressor and (right up the back) a fuel pre-filter (water separator). Oh, there is a turbo with variable boost controller buried somewhere down in there too!

Underneath, we have longer coils, sway bar extensions, heavy duty foam cell shocks along with extended lower control arms to re-align all the suspension componentry after it was lifted a little to fit some larger rubber. I get around on muddies most of the time but recently shelled out a few bob for some new bead-locked rims for my 2nd set of tyres which I really only use in the really hard stuff.



The original 90L fuel tank was ditched many years ago and a replacement 150L was fitted in its place. This gives me around 1,000km range which I find helpful for the longer or more remote trips away.

Inside the cab is reasonably standard fare with a dual street nav and GPS unit, a couple of radios (27MHz and UHF) housed within an overhead console, a dash cam and fire extinguisher.



I've also got a couple of gauges installed to monitor the turbo pressure and exhaust gas temperature when driving under load. There are some magic buttons to the side as well to help with traction in slippery conditions and a turbo timer to help cool everything back down at the end of a long drive. I also have an electric brake controller fitted which helps with towing.

The back end of the vehicle is pretty basic with a cargo barrier and home made cage installed to keep things from moving around too much. Within all of that, there is a 60L water tank fitted, a car fridge and a whole bunch of sections and compartments reserved for tools, spares, recovery gear and camping gear.



At the very back, I have a spare wheel carrier fitted along with a telescopic light and a wheel bin bag over the spare. I still carry a 2nd spare underneath for those longer or sometimes harder trips (yes, I have had to both spares on a rare occasion) and I've got an Anderson plug mounted to the towbar to power and recharge an auxiliary battery in the camper.



Up top is a steel roof rack. While heavier, they tend to be a bit more robust, I feel a bit safer when standing up there and the welds are (in my opinion) less likely to crack as they sometimes can with aluminium ones. I have an awning and light fitted to one side of the rack and carry a high lift jack and shovel on the other side. Depending on the trip, the terrain (and number of passengers), I also have 2 pairs of recovery boards, a solar panel, a gazebo and a waterproof canvas roof top bag that I can interchange on the rack.

Rounding out my set-up is the all important snorkel for water crossings as well as a sturdy set of side steps and integrated brush bars (not that they completely stopped the panels from scratching or denting!).

So there you have it, my somewhat aged but still very functional set up. I hope that you enjoyed the read.

Meet the Member

Embarrassingly, its the Editor's turn to reveal all and be under the spotlight (Thanks Dennis!!)



Full name and any nicknames?

Rory Hall - never really had any nicknames since Rory was a pretty rare name when i was growing up. There was a dog up the road called Rory but that was about it.

What's your vehicle?

Ford Ranger PX - its only a 2.2 so a bit gutless but its great for carrying all the gear. And i like it!

First car you ever owned?

I passed my driving test in a bright orange VW Beetle which me and the mates used to cruise around town in, thinking we were seriously cool!

Dumbest thing you ever did in a car?

Probably the day i passed my test aged 17, went camping with mates and i was the driver. Had a few close shaves on the way due to inexperience but then proceeded to get pretty drunk that evening and then drove the car around the campsite, nearly putting the car in the lake with about 6 of us in it. Fortunately i managed to stop it in time but it was a lesson very early on about booze and driving not really mixing.

Favourite camp food?

My go to camp food is what i would term an "all-inner". Basically a pot of whatever is lying around all thrown in together and mushed up, apply chilli powder, and hey presto!

Dream vehicle and set up if you could afford it?

I am definitely a bit of a Landrover Defender kind of guy. So if i had the money i would probably get a short wheel base with all the gear for messing around in. That then might need backing up with a second one, perhaps a 110 or 130, that will take all the camping gear.

Best trip/track/park you have done?

I am still pretty new to the game here in Aus so my experience is limited. Did a 3 day sand driving course up in Robe SA area which was awesome.

Top tip to any beginners?	I am a beginner so probably shouldn't be imparting any pearls of wisdom here!! Join a club??! If in doubt, let your tyres down even more??!
Best overseas trip/location?	Best country i have visited is Argentina - from really cool city of Buenos Aires, down to Patagonia, Andes mountains, flatlands in north - definitely worth a visit.
Roughest night's sleep on a trip?	Too many that i care to mention from my previous life and occupation. However, on a recent trip to Wyperfeld National Park between lockdowns, i under-estimated how bloody cold it would get at night and how old my bones now are. I was wearing some serious layers every night in my sleeping bag but still could not get warm.
What snacks are we most likely to find in your cab?	Anything chocolate. In fact, pretty much anything.....
Best piece of camping gear you are never without?	I have bought a couple of second hand OzTent RV 2 "30 second tent" for me and family which i think are awesome bits of kit - big yes, but very quick and versatile. Also games - pack of cards, Uno, Yatzee, and best of all, Backgammon.
Worst upgrade or kit purchase?	Cheap bucket toilet with seat on it. Kids managed to smash it within about 15 mins of getting it home when they were using it for their cricket stumps. Piece of cheap crap, what was i thinking??
Dream track or trip at the top of your bucket list?	I really want to do the Big Lap one day, hopefully before i get too old.
Where in the world would you most like to visit?	Either Alaska or Patagonia. Love wild places and these are up there as being the wildest.
What is your go to karaoke song?	Its always been "Country Road" by Don MacLean (a classic!) but recent years i have also started to dabble in a bit of Robbie Williams. I used to live in Asia so i am a full karaoke convert!
Footie, football or rugby?	I grew up playing Rugby (in UK) and played it until my thirties. Now in Aus i am full "footie" convert but also still follow English Premier League pretty closely. And dont talk to me about the cricket....
What kept you sane during lockdowns?	Walking in the few areas we were allowed to get to and getting out on my bicycle. Being kooked up inside tends to make me pretty grumpy.

Worst job you ever had?

I have been lucky enough to do some interesting stuff over the years, lots of time in the British Army, which was fun but also had some shitty times. Plenty of duties over Christmas periods, pan-bashing in the kitchens, freezing, soaked wet through, exhausted etc but polishing the brass fittings on a urinal for an inspection is probably up there somewhere.

What motivates/inspires you?

Good question!! I have been lucky enough to lead and help plenty of young people to realise their full potential, and there is nothing more rewarding than being part of that process.

You're driving from Melbourne to Perth, anyone in the world, dead or alive, can be your co-driver, who would it be?

I was actually driving up part of this route last year from Ceduna to edge of the Nullabour, and was with two old aboriginal fellas who used to drive sheep back and forth in this area. We talked utter shit for several hours but it was very entertaining and enlightening. So i reckon i would probably get David Attenborough, John Cleese, Morgan Freeman in the car and then pick up my mates Neville and Lester as we passed through Penong.

What is your go to joke?

What's yellow and smells of bananas?
Monkey puke.
Or more up to date and relevant:
What is the height of optimism?
An England batsman putting on sunscreen



Here's the second instalment of Stuart and Maree's cooking tips.

Travel Buddy Cooking

As you can see, we do a roast in our travel Buddy oven. Ours is only the little one, and it's also the old one, so we do not have the temperature control, but we do have a timer. It's really easy, we get a bit of meat, from the supermarket, usually pre marinated about 1 kg in weight. Take it out of original plastic bag and put into an oven bag, then load the oven bag with other vegetables such as potato, onion carrot. Fold the bag top, and we put it in an oven tray. Put it all in the travel buddy turn on for 3 to 4 hours while driving. Let the travel buddy do its slow thing, and then check it to make sure the veggies are cooked and allow to sit for a little bit.

Take the meat out of the bag, and veggies and there's a meal.

It's not hard it just takes some organisation skills to prepare what you want before a long drive. We use the oven bag because we find it doesn't make a mess, and we do not get any flies in the meal as its cooling down. We do not put holes in the bag, but we do only fold it over loosely so if the steam needs to escape it can without too much mess. We have rewired the oven to use an Anderson plug and it sits on the top of our Engel fridge. We have loved our travel buddy for over 10 years. Beware of cheap imposters Travel buddy is made in Australia. It's been all over Australia on some of the roughest roads and still is going strong.

Photos below show the stages of dinner. The meat was a bolar blade beef and it just fell apart.



Did you sit at home during the numerous lockdowns over the past few years wishing you could get out again?



Did you find yourself dreaming of some of those great trips you've done in the past?

Did your mind wander and start to imagine an awesome new place to visit and challenging route to get there?



Did you join this club for more than just the free cookies at the monthly meeting?

(yes potential new members, we have cookies at our monthly meetings, join now!!)

Have you bought a new bit of kit for your vehicle with your saved up lockdown cash but not tried it out yet?



If you answered yes to any of the questions above then you definitely need to be thinking about planning some trips, right now. Let's face it we have 2 years worth of trips to make up, so we better get out there. And if that wasn't incentive enough, then the club want to encourage you further.....

Announcing the re-introduction of the originally named,



Trip Incentive Scheme



(And yep it does what it says on the tin - it's an incentive scheme to get you planning more trips). Basically you can win cash for doing stuff you love.

Get yourself to the next meeting to find out more.....

Sheepyard Flats 3rd - 5th December




Participants:

Maree & Stuart	Toyota
Dennis	Jeep
Neville, Aayia & Rhiley	Prado
Audrey & Ian	Patrol

We met at Sheepyard flats, on the Howqua River. We enjoyed a campfire and as it had been wet the previous days anticipated some interesting 4x4 driving.

Saturday, we started with a huts tour beginning on Brocks Road and a short walk to Tunnel bend, the water in the river was much higher than we have ever seen it. We headed up Cairn Creek Track and up to Lovicks Hut. We stopped at Picture point and it's when you feel you are sitting on top of the world. We looked out over Mt Bulla, with no snow on the hills. You can see where the ski runs go it's the green bits with no trees. The sun has come out and its turning into a really great day.



We headed down Bluff track to Bluff Hut, we took a short walk to enjoy the vista from the top look out.

We then took the 16-mile jeep track and stopped at Pikes flat hut, this was a challenging detour, but everyone enjoyed the bumpy ride. We were discussing the river crossing, now the question is if you go over a river and then have to go back the same way is this one or two crossings? We were counting crossings and we had dismissed a few water crossing as they just didn't come up to Dennis' standards, the count so far is 8 if you add the little ones, it could be higher. We did decide that as the entrance to a river and the exit are both very different driving conditions then it should be counted as each entrance.



We headed back to our camp at Sheepyard flats and a cook off for the perfect potato. After dinner we enjoyed the "no pineapple" required damper and a few cold beverages before deciding it's been a great 4x4 day. (See food report below for more details).



Sunday was decided to take the scenic road to Jamieson, down Three Chain Road, which is not one for the faint hearted rising up to 1600m and drops down to a river crossing. It's quite rutted and with the recent rains it has washed away much of the little mud holding the boulders in place. So now it's a case of rock walking over the water courses. The pictures do not do it justice.





Next stop is the Running Creek campground which has been renovated with a few new long drop toilets, and a large camp site. It is easily accessible, we just took the hard way over the water crossing

We headed on Steiner Road to the slate mine, enjoying the views over the hills in the distance. We tried to count the number of different hills we could see but there was just too many. We then looked at the time and headed along Mitchells track to Stoney Creek track. It is well named and comes out at the river crossing at Granny's Flat camping area. This was just another river and now we are up to eleven crossings for the weekend.



We headed from here to Jamieson and enjoyed Ian and Audrey's ice cream treats while we aired up. It was a really challenging weekend and it just shows that the weather can be so unpredictable when travelling in the high country Thanks to those who joined us. It was fun.

No Pineapple Required by Stuart & Maree

So, the story goes, we did a recipe for the club magazine to help inspire people to use their campfires for cooking. Somewhere in the translation our damper recipe was spell checked to add pineapple when the reality was it should read pie-apple.

So, this was a laugh and we decided to make the said pie-apple damper on our recent trip to sheep yard flats.

There should be smell a vision as the pictures really don't do it justice but here is the proof, we did it

Assemble all the ingredients including the tin of pie apples




Cooking in a pre-heated camp oven

40 minutes later, the end result and it was yummy.

Well, I judge this by the empty plate.

Just as Riley said its Damper no pineapple required. Ha ha



Confession from Editor:

I have to stick my hand up and say it was me who did the spell checking and changed it to pineapple. I thought pineapple damper sounded pretty odd but i just hadn't heard of "pie apple" before. Now i know "pie apple" equals tinned apple - please forgive my pommie naivety and i hope i can get to try some apple (or perhaps even pineapple??!!) damper sometime soon. (Rory)



Here is Audrey who is moving her potatoes in their jacket around to make sure they are evenly cooked. We each had a different way of cooking potatoes so I think next time the club is out it should have a potato cook off. To see how many different and varied potato's we can come up with using a fire. Dennis made his in an AL foil package cut into cubes. Neville, AAlaya and Riley had whole potatoes loaded with sour cream and cheese. Audrey sliced hers, Maree added Garlic salt and butter to the packets. So as you can see there is so many varieties